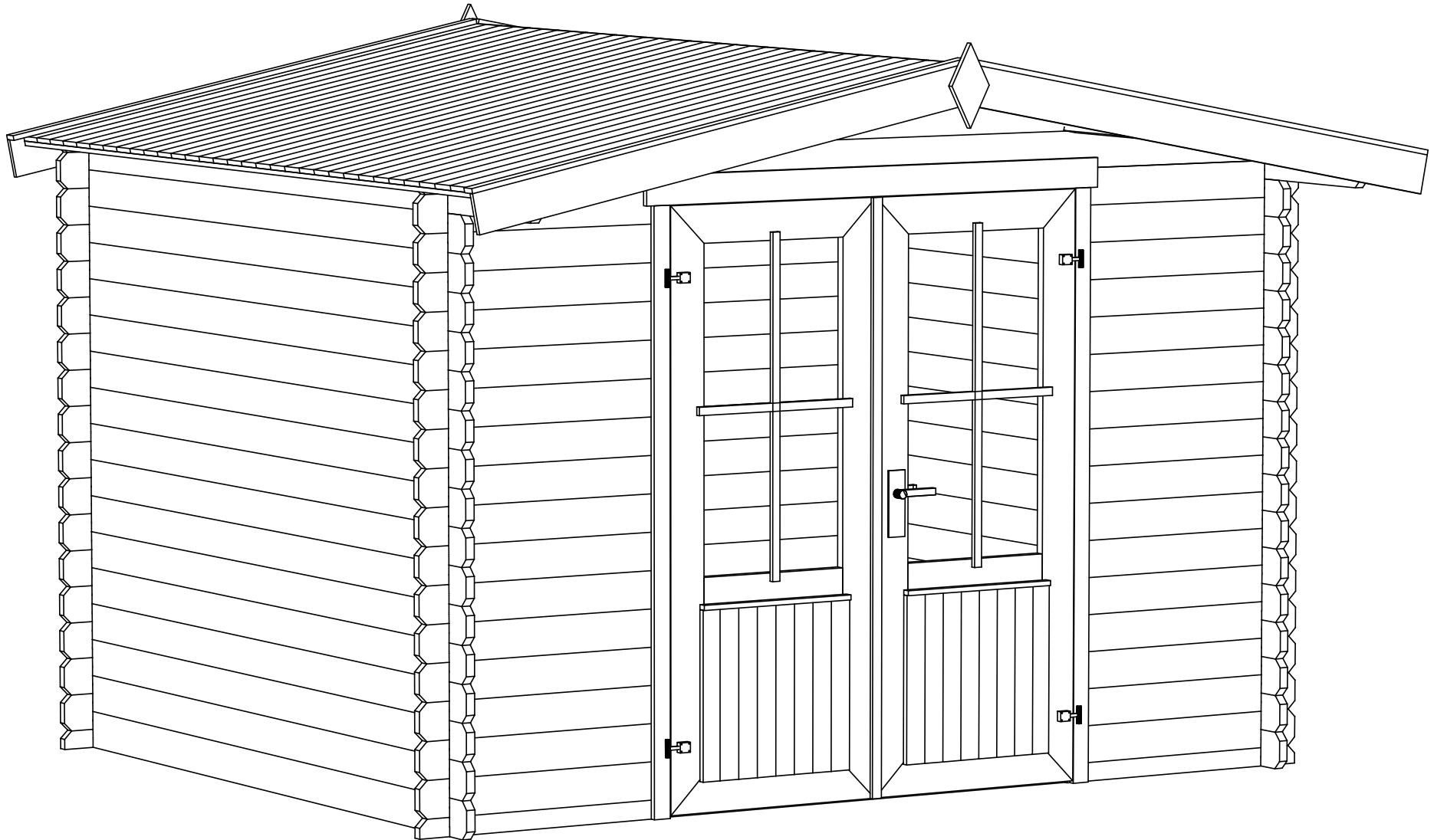


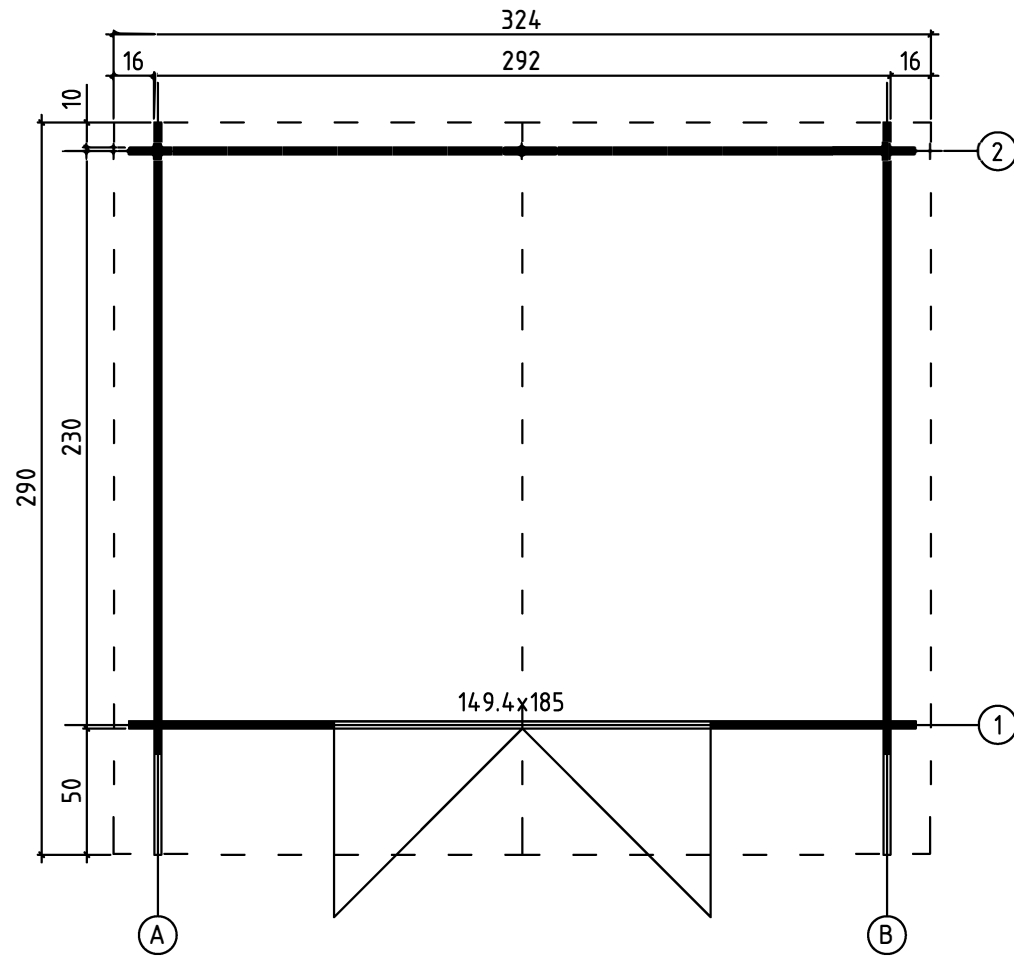
# Ingemar

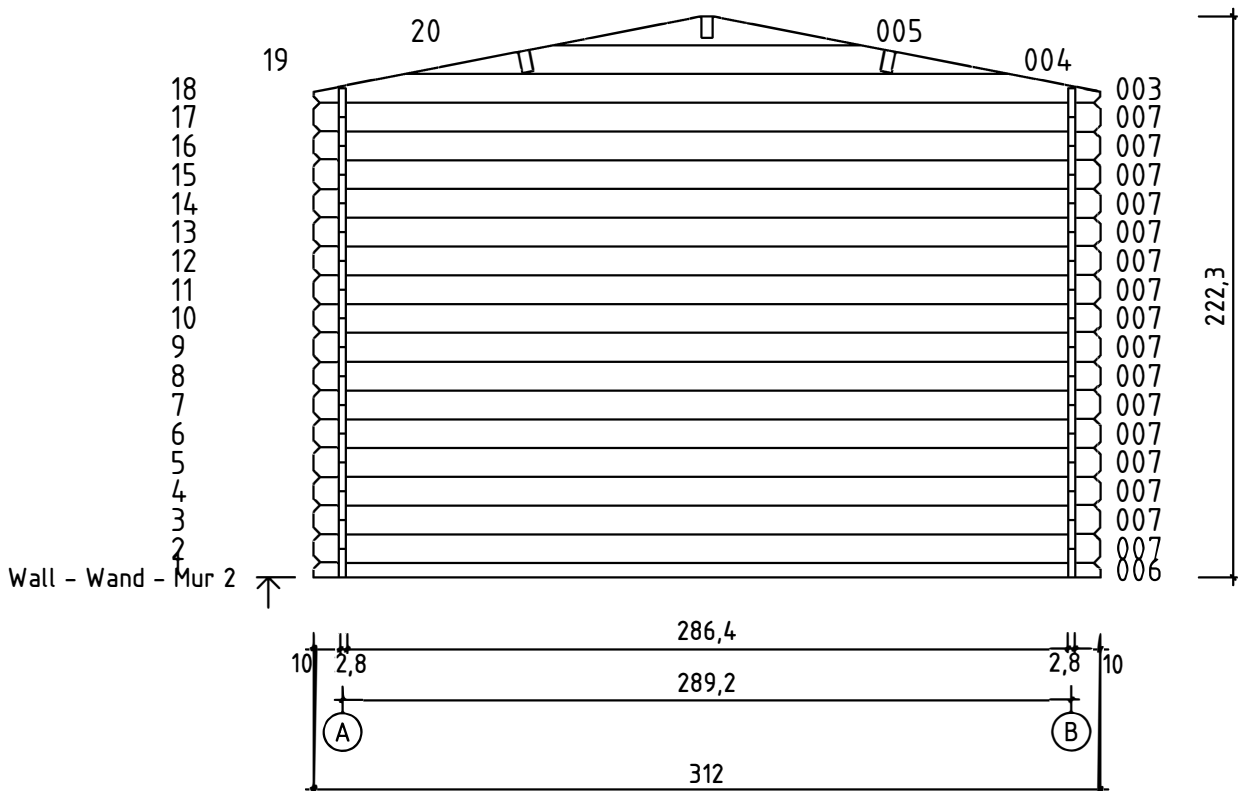
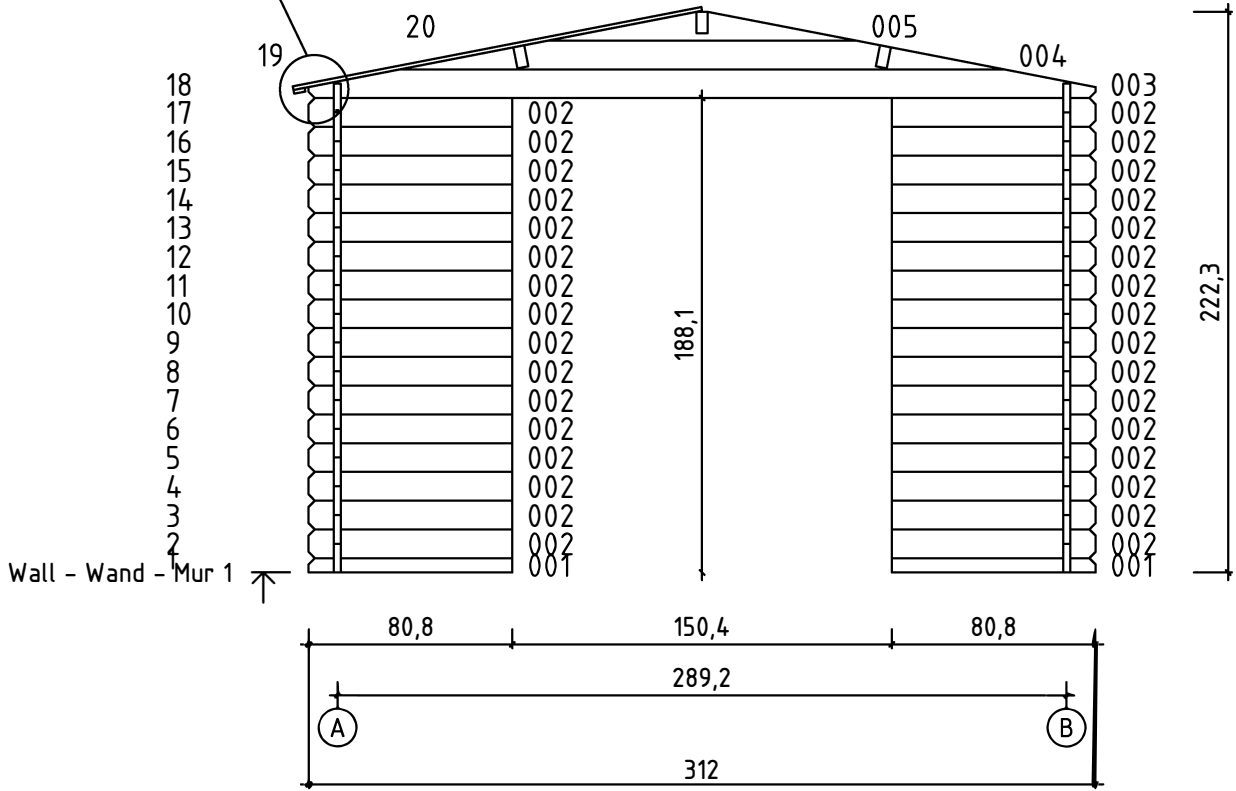
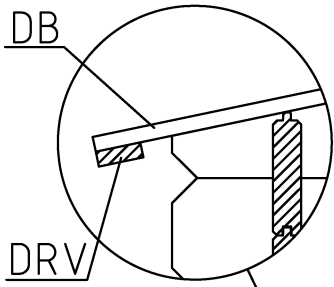
1/6

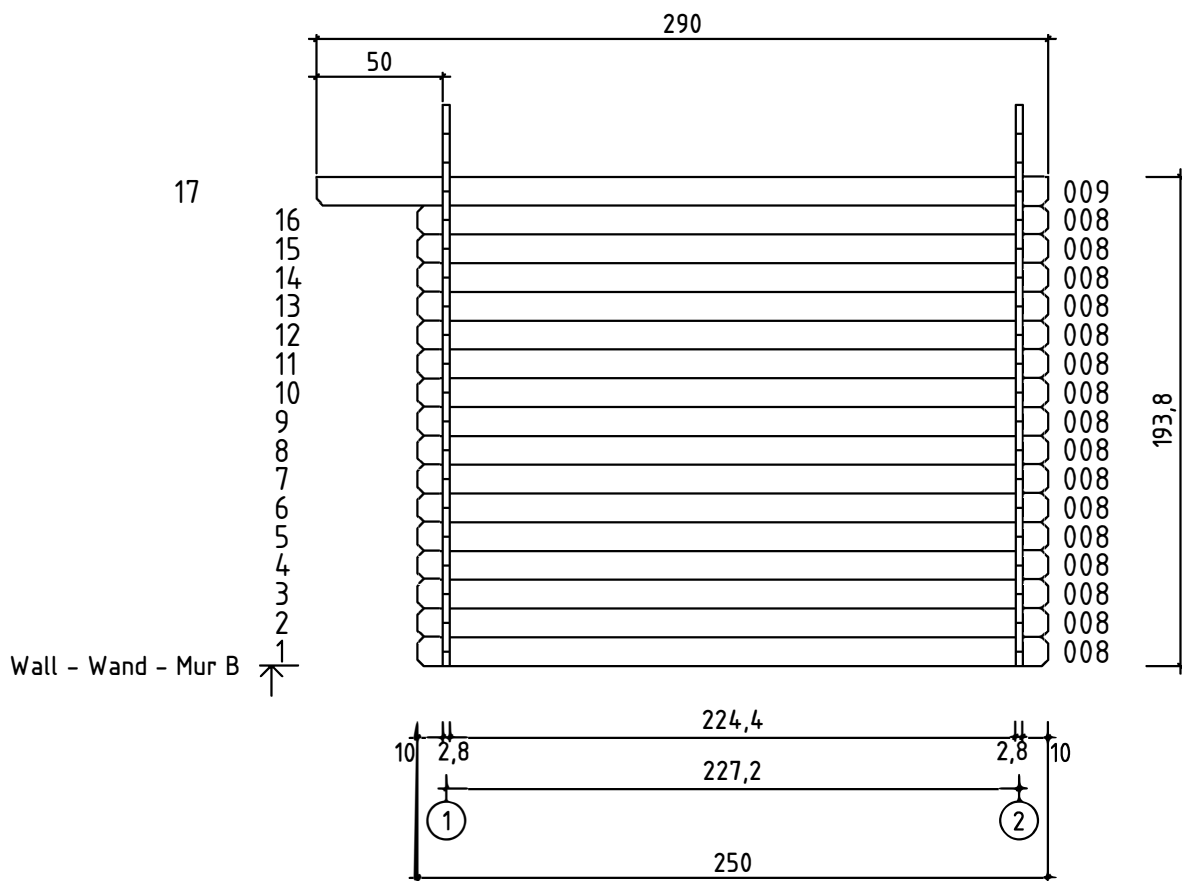
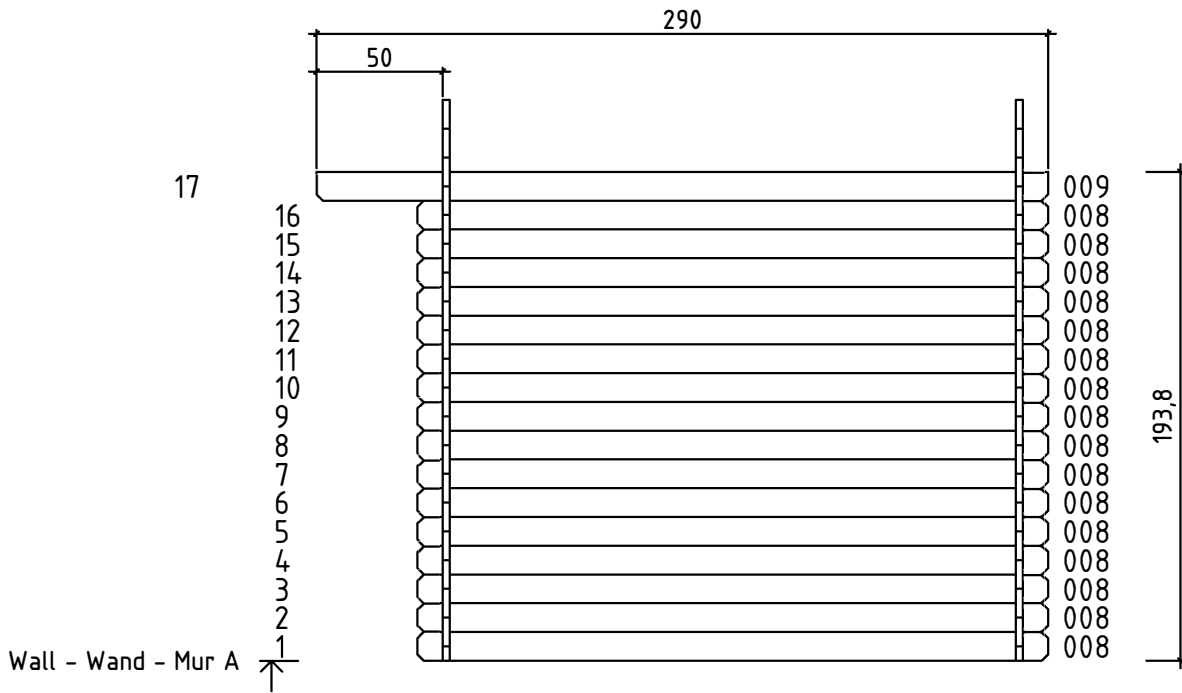


27.10.2015








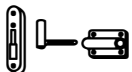

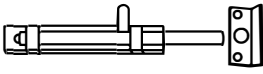


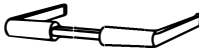


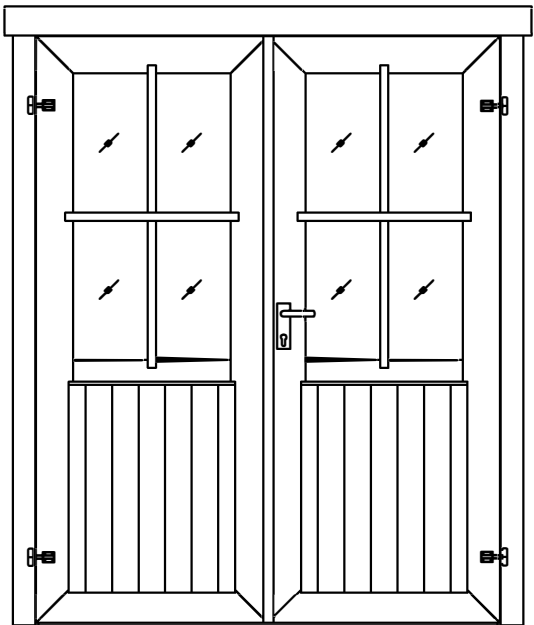
GROUNDPLAN - GRUNDPLAN - PLAN DE MASSE

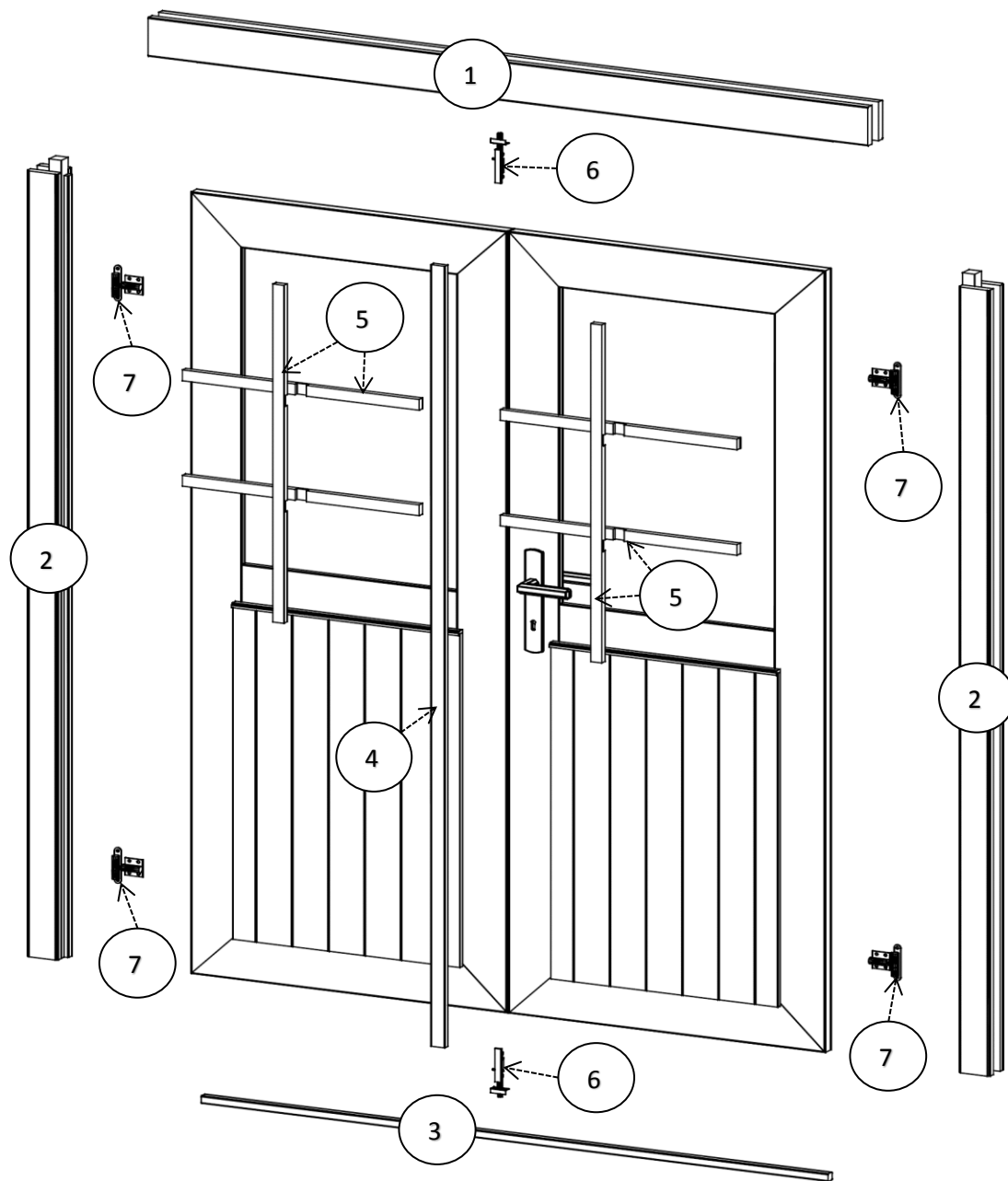


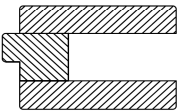
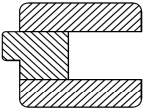



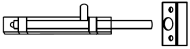
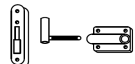




| Pos          | 27.10.2015  | Piecelist - Stücklist - Liste des composants | 5/6 | Q.     | P<br>(mm) | L<br>(mm) |
|--------------|---|--|-----|--------|-----------|-----------|
| 001          |   |  |     | 2      | 28x57     | 808       |
| 002          |   |  |     | 32     | 28x114    | 808       |
| 006          |   |  |     | 1      | 28x57     | 3120      |
| 007          |   |  |     | 16     | 28x114    | 3120      |
| 008          |   |  |     | 32     | 28x114    | 2500      |
| 009          |   |  |     | 2      | 28x114    | 2900      |
| W1-1<br>W2-1 |   |  |     | 1<br>1 |           |           |
| A-PR1        |   |  |     | 3      | 44x95     | 2900      |
| DB           | ROOF BOARDS - DACHBRETTER - VOLIGES   |  |     | 66     | 90x15     | 1650      |
|              | ROOFING FELT FILLET - DACHPAPPENLEISTE - BAGUETTE DE FIXATION DU FEUTRE BITUMEUX  |  |     | 4      | 15x45     | 1700      |
| DRV          | ROOF EDGE REINFORCEMENT - DACHRANDVERSTÄRKUNG - CORNIERE DE RENFORT DE BORD DE TOIT   |  |     | 2      | 15x45     | 2900      |
| KFS          | STORM PROTECTION - STURMLEISTE -<br>- LATTE ANTI-TEMPETE  |  |     | 4      | 22x45     | 1880      |
|              | ROOFING FELT (STRIP) - DACHPAPPE (BAHNEN) -<br>- FEUTRE BITUMEUX (BANDE)  |  |     | 4      |           | 3000      |
|              | GABLE MOULDING - GIEBELLEISTE -<br>- PLANCHE DE RIVE  |  |     | 4      | 15x120    | 1700      |
|              | SCREW FOR GEORGIAN BARS - SCHRAUBE FÜR SPROSSEN - VIS<br>POUR CROISSILLONS DE PORTE   |  |     | 8      | 2.5x20    |           |
| HS12         | SCREW FOR GABLE SEGMENT - SCHRAUBEN FÜR DECKBLATT - VIS<br>POUR FIXATION LOSANGE DE FINITION  |  |     | 4      | 3.5x35    |           |
| HS22         | SCREW FOR FIXING DOOR TO THE WALL - SCHRAUBE ZUR<br>BEFESTIGUNG TÜR - ZARGE MIT WAND - VIS POUR FIXATION<br>DORMANT DE PORTE AU 1ER RANG DE MADRIER |  |     | 2      | 3.5x50    |           |
| HS16         | SCREW FOR GABLE MOULDING - SCHRAUBEN FÜR GIEBELLEISTE -<br>VIS POUR FIXATION PLANCHE DE RIVE  |  |     | 24     | 3.5x50    |           |
| HS59         | SCREW FOR DOORSTEP - SCHRAUBEN FÜR SWELLE - VIS POUR<br>FIXATION BARRE DE SEUIL   |  |     | 3      | 3x30      |           |
|              | SCREW FOR ROOF EDGE REINFORCEMENT - SCHRAUBEN FÜR<br>DACHRANDVERSTÄRKUNG - VIS POUR RENFORT DE BORD DE TOIT   |  |     | 14     | 3x30      |           |
| HS3          | SCREW FOR DOOR FILLET - SCHRAUBE ZUR BEFESTIGUNG<br>TÜRLEISTE - VIS POUR FIXATION BAGUETTE D'ARRET DE PORTE   |  |     | 5      | 3x30      |           |
| HS56         | SCREW FOR FIXING BOLT HINGE - SCHRAUBE FÜR TÜRRIESEL - VIS<br>POUR FIXATION GONDS DE PORTE - POUR OUVRANT   |  |     | 16     | 4x30      |           |
| HS58         | SCREW FOR FIXING BOLT HINGE - SCHRAUBE FÜR TÜRRIESEL - VIS<br>POUR FIXATION GONDS DE PORTE - POUR OUVRANT   |  |     | 12     | 4x40      |           |
| HS41         | SCREW FOR DOOR JAMB - SCHRAUBE FÜR TÜRRAHMEN - VIS POUR<br>FIXATION MONTANT DE PORTE  |  |     | 2      | 4x60      |           |

| Pos   | 27.10.2015   | Piecelist - Stücklist - Liste des composants  | 6/6 | Q.  | P<br>(mm) | L<br>(mm) |
|---|--|---|-----|-----|-----------|-----------|
| HS43  | SCREW FOR ROOF BEAMS - SCHRAUBEN FÜR DACHBALKEN - VIS POUR FIXATION PANNES DE TOIT                                 |    |     | 10  | 5x120     |           |
| HS41  | SCREW FOR DOOR JAMB - SCHRAUBE FÜR TÜRRAHMEN - VIS POUR FIXATION MONTANT DE PORTE                                  |    |     | 2   | 5x90      |           |
| SH28  | HAMMER BLOCK - SCHLAGHOLZ - CALLE DE FRAPPE  |    |     | 1   |           |           |
| SFS   | NUT FOR STORM PROTECTION - SCHRAUBENMUTTER FÜR STURMLEISTE - ECROU POUR LATTE ANTI-TEMPETE                         |    |     | 8   | D6        |           |
| NF2   | ZN NAIL FOR ROOF - ZN NÄGEL FÜR DACHBRETTER - POINTE POUR FIXATION VOLIGES DE TOIT                                 |    |     | 212 | 2x50      |           |
| NFD   | ZN NAIL FOR ROOFING FELT FILLET - ZN NAGEL FÜR DACHPAPPENLEISTE - POINTE POUR BAGUETTE DE FIXATION FEUTRE BITUMEUX |    |     | 16  | 2x40      |           |
| NF  | ROOFING NAILS FOR ROOFING FELT - NÄGEL FÜR DACHPAPPE - POINTE POUR FIXATION FEUTRE BITUMEUX                        |    |     | 105 | 2.8x15    |           |
|   | MALE BOLT HINGE FOR DOOR - TÜRRIEGEL - PARTIE MALE DE PAUMELLE DE PORTE  |    |     | 4   |           |           |
| BFS   | BOLT FOR STORM PROTECTION - BOLZEN FÜR STURMLEISTE - BOULON POUR LATTE ANTI-TEMPETE                                |    |     | 8   | 6x60      |           |
| TL  | LATCH BOLT FOR DOUBLE DOOR - TORRIEGEL - LOQUET POUR DOUBLE PORTE  |     |     | 2   |           | 90        |
| GS  | GABLE SEGMENT - DECKBLATT - LOSANGE DE FINITION  |   |     | 2   |           |           |
| DFS   | WASHER FOR STORM PROTECTION - DICHTSCHEIBE FÜR STURMLEISTE - RONDELLE POUR LATTE ANTI-TEMPETE                      |  |     | 8   | D6        |           |
| TL4   | DOOR HANDLE FITTINGS - TÜRGRIF - POIGNEE DE PORTE  |  |     | 1   |           |           |
| TL5   | SET OF DOOR LOCK COVERS - SCHLOSSBLENDEN - SET DE GARNITURES DE PORTE  |  |     | 1   |           |           |
|   | CYLINDER LOCK - ZYLINDERSCHLOSS - BARILLET DE PORTE  |  |     | 1   | 30/30     |           |
|   | DOOR - TÜR - PORTE 1494x1850 SGA+28  | TUK.2.044.SVP.MX28  |     | 1   |           |           |
|  |  |   |     |     |           |           |



| Pos | Piece list - Stückliste - Liste des pièces  | Q. | P (mm) |
|-----|---|----|--------|
| 1   |    | 1  | 66x100 |
| 2   |    | 2  | 66x80  |
| 3   |    | 1  | 18x18  |
| 4   |    | 1  | 13x32  |
| 5   |   | 6  | 15x25  |
| 6   |  | 2  |        |
| 7   |  | 4  |        |

