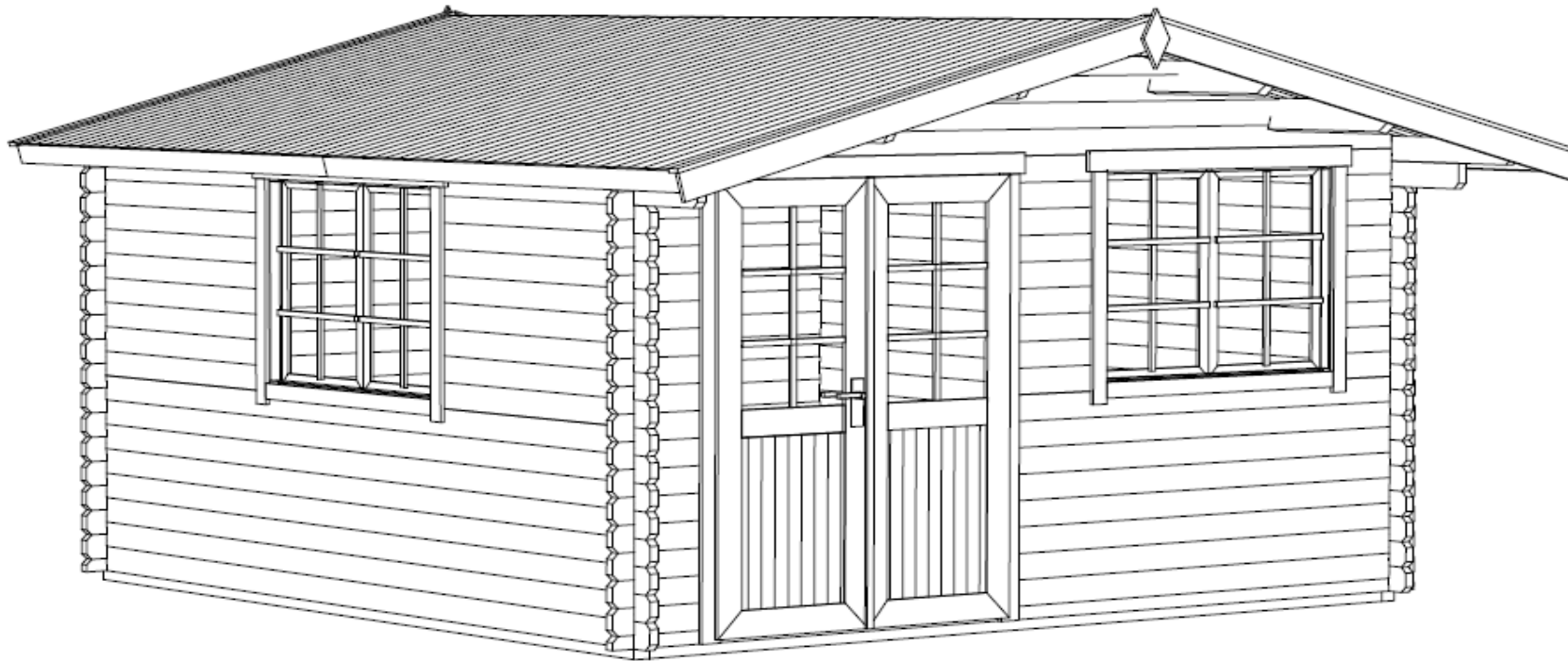
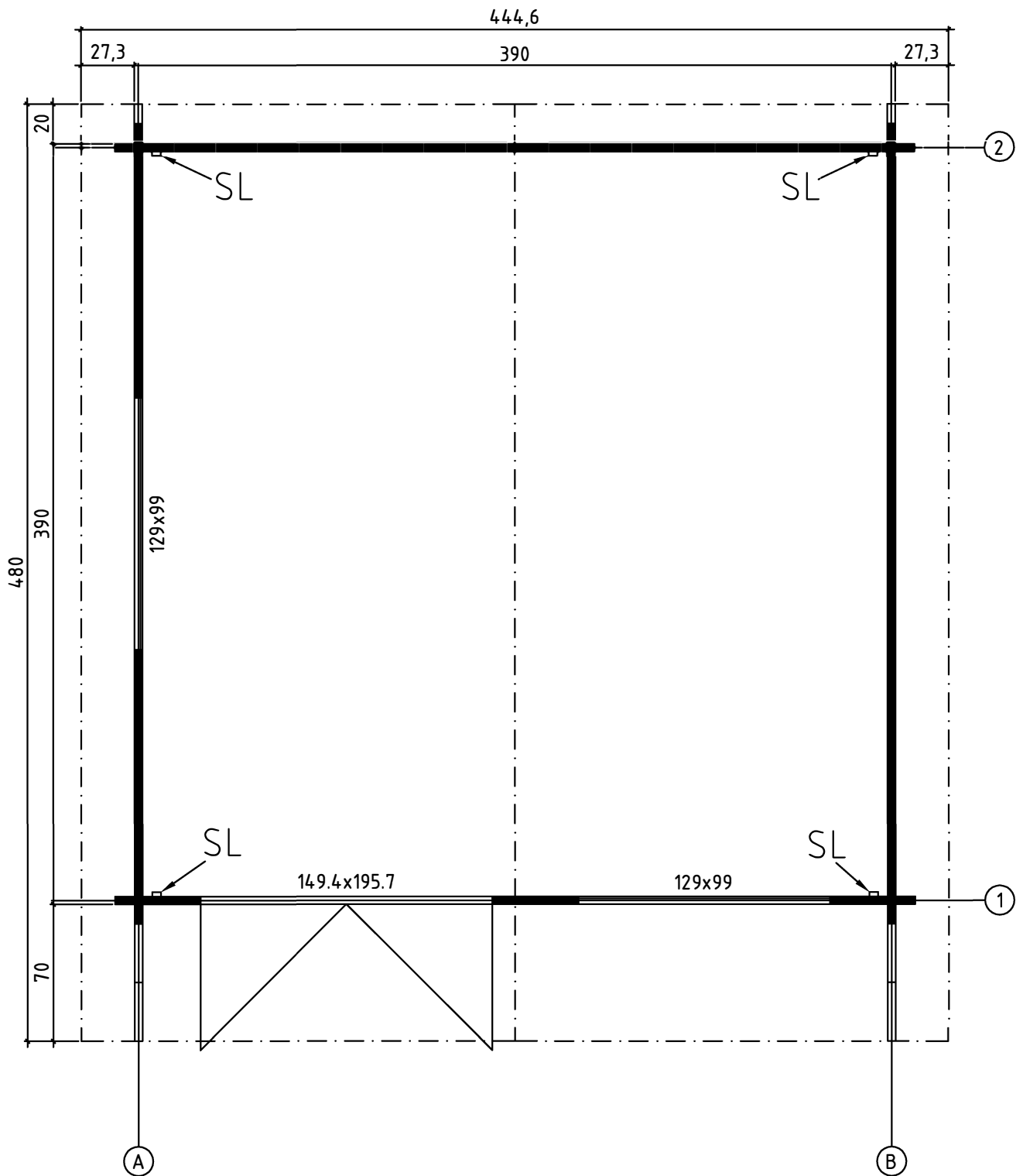



Frideborg B

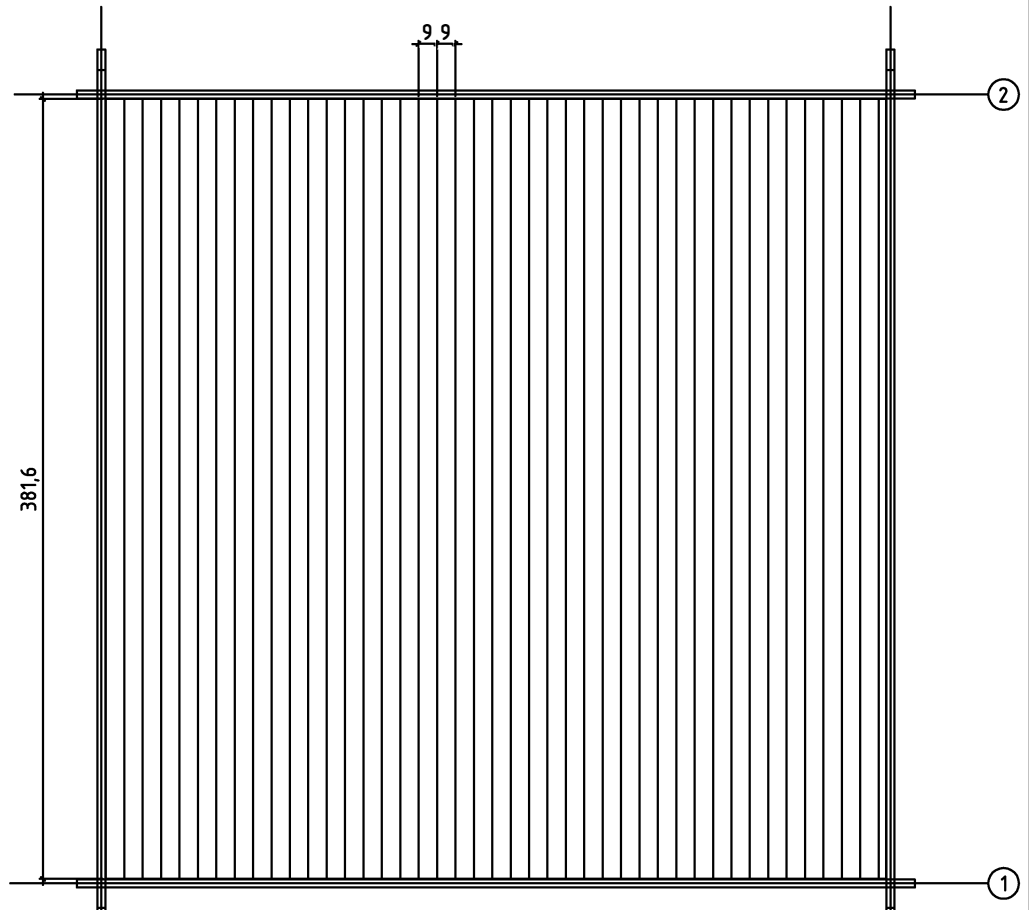




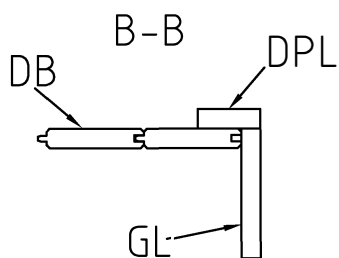

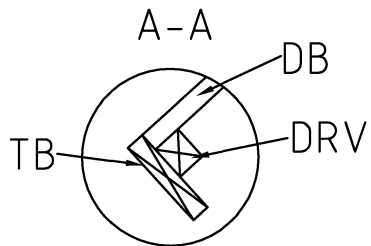
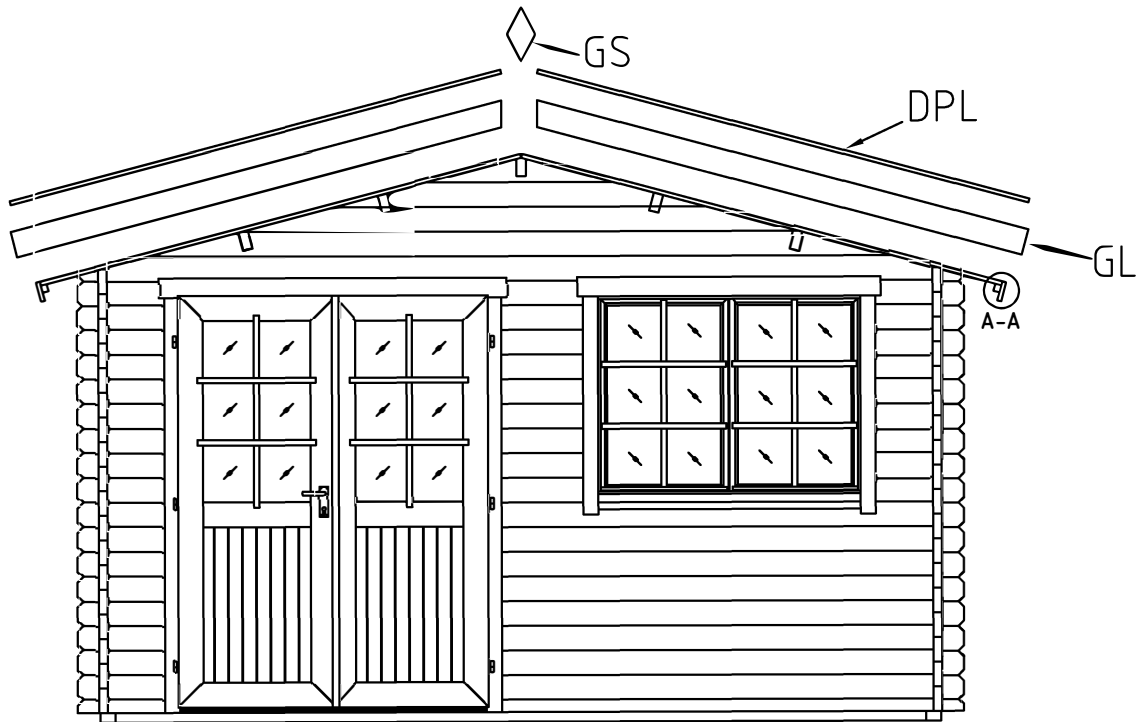
GROUNDPLAN - GRUNDPLAN - PLAN DE MASSE

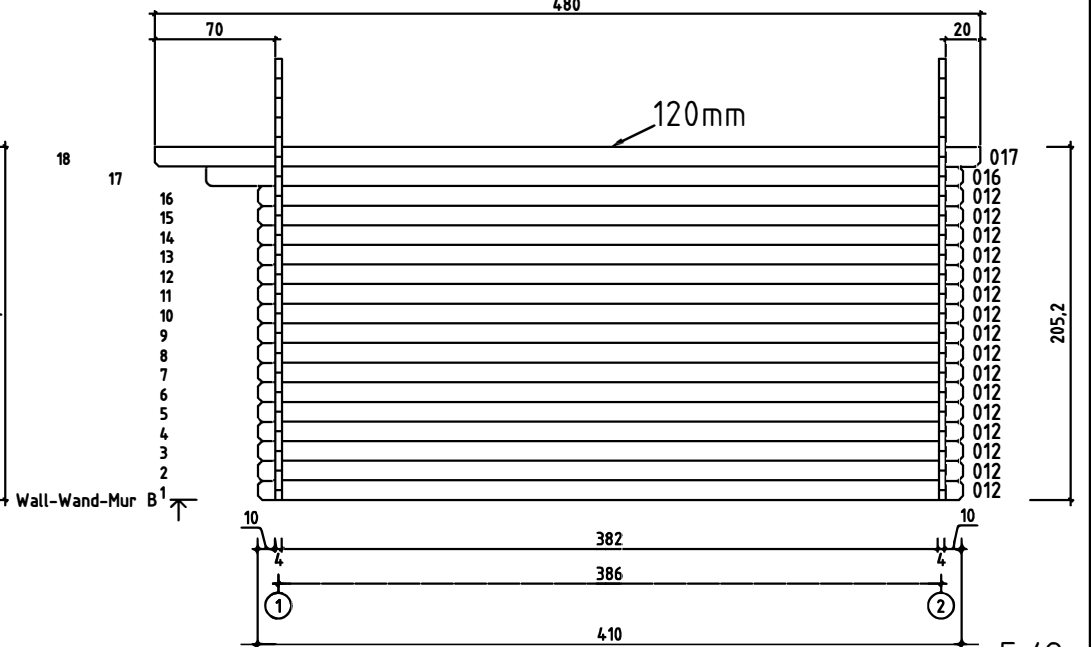
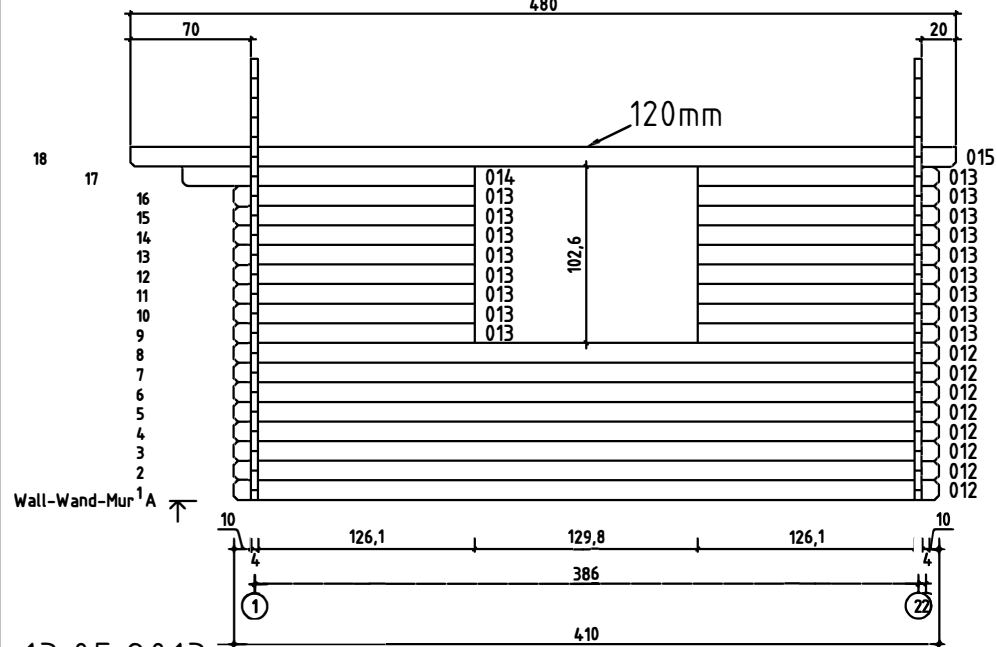
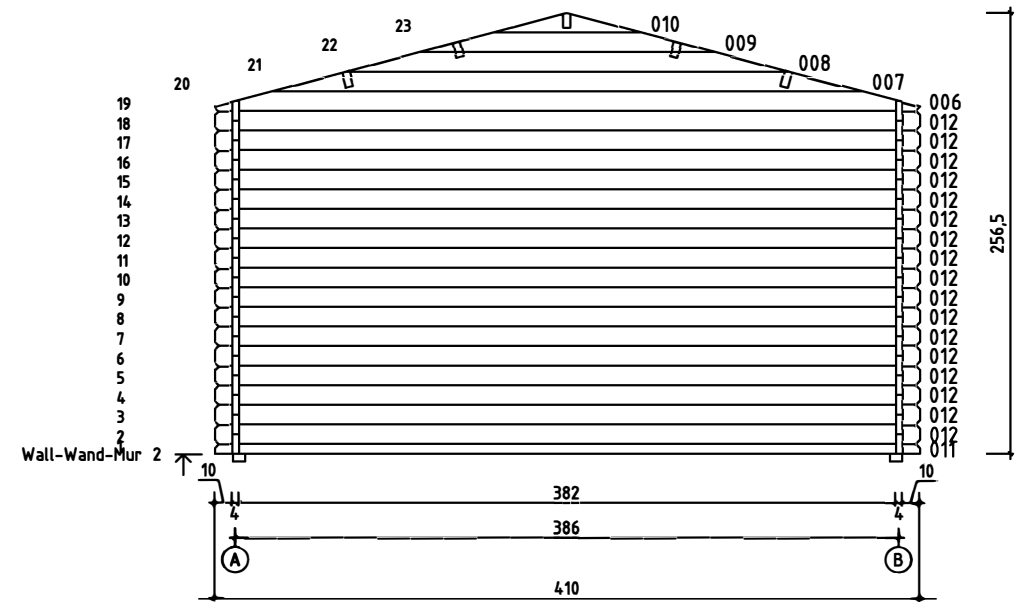
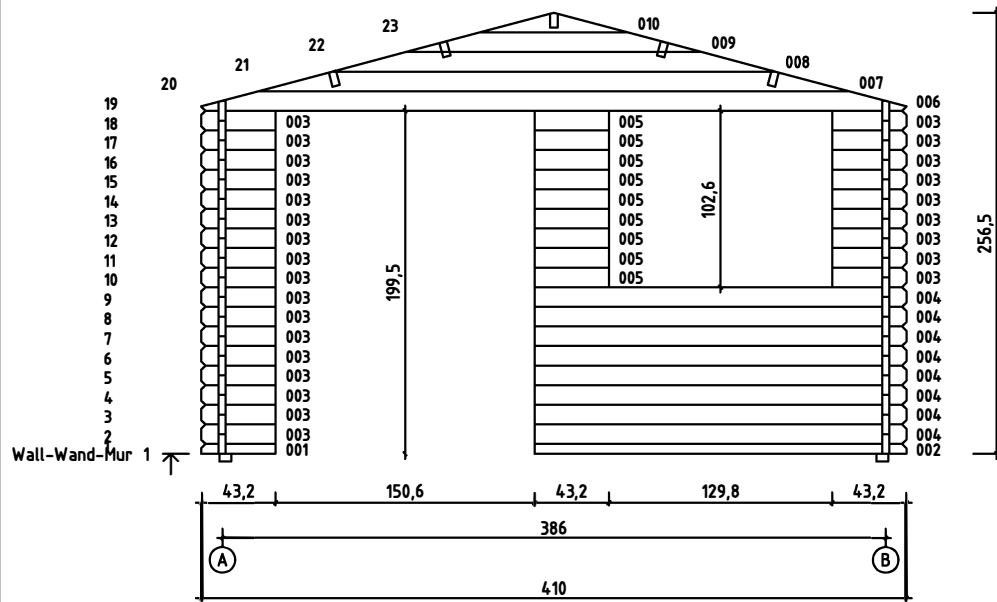


FOUNDATION - FUNDAMENT - FONDATION


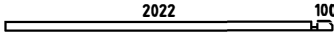

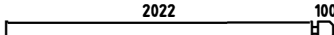

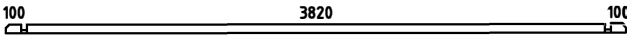
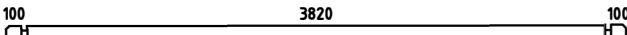
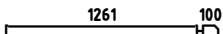


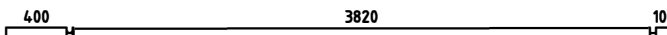

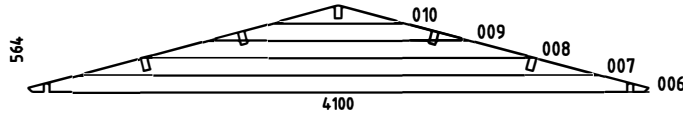









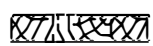





















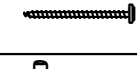





FLOOR BOARDS - FUSSBODENBRETTER -
- LAME DE PLANCHER



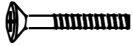

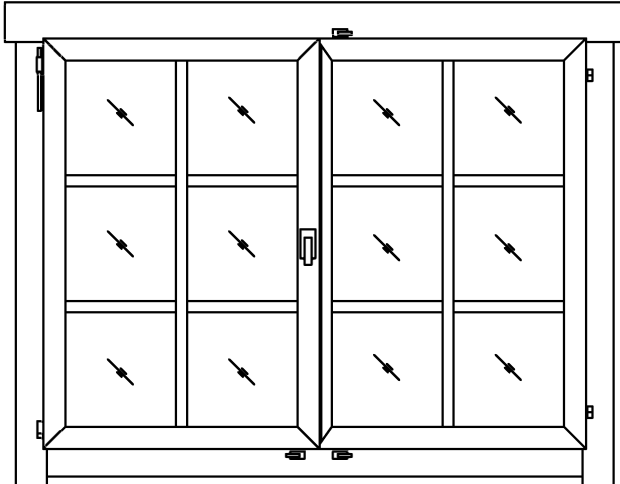




13.05.2013

Pos	13.05.2013	Piecelist - Stücklist - Liste des composants	6/8	Q.	P. (mm)	L. (mm)
001				1	40x57	432
002				1	40x57	2162
003				26	40x114	432
004				8	40x114	2162
005				9	40x114	432
011				1	40x57	4100
012				41	40x114	4100
013				17	40x114	1401
014				1	40x114	1701
015				1	40x120	4800
016				1	40x114	4400
017				1	40x120	4800
W1-1 W2-1				2		
IAR1	FOUNDATION - FUNDAMENT - FONDATION 			2	70x45	3890
IAR2	FOUNDATION - FUNDAMENT - FONDATION 			2	70x45	3750
IAR3	FOUNDATION - FUNDAMENT - FONDATION 			6	45x45	3750
PR1	ROOF BEAM - DACHBALKEN - PANNE DE TOIT 			1	44x140	4800
APR1	ROOF BEAM - DACHBALKEN - PANNE DE TOIT 			4	44x140	4800
	FLOOR BOARDS - FUSSBODENBRETT - LAME DE PLANCHER 			43	90x18	3816
DB	ROOF BOARDS - DACHBRETT - VOLIGES 			108	90x18	2300
	FLOOR FILLET-FUSSBODENLEISTE - CORNIERE DE FINITION DU PLANCHER 				18x18	15.26
DPL	ROOFING FELT FILLET - DACHPAPPENLEISTE - - BAGUETTE DE FIXATION DU FEUTRE BITUMEUX 			4	18x58	2350
TB	EAVES BOARD - TRAUFBRETT - BANDEAU DE TOIT 			4	18x90	2400
DRV	ROOF EDGE REINFORCEMENT - DACHRANDVERSTÄRKUNG - - CORNIERE DE RENFORT DE BORD DE TOIT 			4	28x34	2400

Pos	13.05.2013	Piecelist - Stücklist - Liste des composants	7/8	Q.	P. (mm)	L. (mm)
GL	GABLE MOULDING - GIEBELLEISTE - - PLANCHE DE RIVE			4	18x120	2350
SL	STORM PROTECTION - STURMLEISTE - - LATTE ANTI-TEMPETE			4	22x45	2000
GS	GABLE SEGMENT-DECKBLATT - LOSANGE DE FINITION			2		
	HAMMER BLOCK - SCHLAGHOLZ - CALLE DE FRAPPE 40mm			1		300
	SCREW FOR FUNDAMENT - SCHRAUBEN ZUR BEFESTIGUNG FUNDAMENT - - VIS POUR FONDATION			4	5x120	
	SCREW FOR FUNDAMENT - SCHRAUBEN ZUR BEFESTIGUNG FUNDAMENT - - VIS POUR FONDATION			12	5x90	
	SCREW FOR 1. WALL BEAM - SCHRAUBE FÜR 1. BOHLENREIHE - - VIS DE FIXATION DES FONDATIONS			6	5x90	
	ZN NAIL FOR FLOOR - ZN NÄGEL FÜR FUSSBODENBRETTER - - CLOUS POUR PLANCHER			352	2x50	
	ZN NAIL FOR FLOOR FILLET - ZN NÄGEL FÜR FUSSBODENLEISTE - - POINTE POUR CORNIERE DE FINITION DU PLANCHER			31	1.4x40	
	SCREW FOR ROOF BEAMS - SCHRAUBEN FÜR DACHBALKEN - - VIS POUR PANNE DE TOIT			14	5x120	
	ZN NAIL FOR ROOF - ZN NÄGEL FÜR DACHBRETTER - - POINTE POUR TOIT			452	2x50	
	SCREW FOR EAVES BOARDS - SCHRAUBEN FÜR TRAUFBRETTER - - VIS DE FIXATION POUR BANDEAU DE TOIT			24	4x40	
	SCREW FOR ROOF EDGE REINFORCEMENT - SCHRAUBEN FÜR DACHRANDVERSTÄRKUNG - VIS POUR RENFORT DE BORD DE TOIT			24	4x40	
	SCREW FOR GABLE MOULDING - SCHRAUBEN FÜR GIEBELLEISTE - - VIS DE FIXATION POUR PLANCHE DE RIVE			32	3.5x50	
	ZN NAIL FOR ROOFING FELT FILLET - ZN NÄGEL FÜR DACHPAPPENLEISTE - POINTE POUR BAGUETTE FIXATION FEUTRE BITUMEUX			24	2x40	
	SCREW FOR GABLE SEGMENT - SCHRAUBEN FÜR DECKBLATT - - VIS POUR FIXATION LOSANGE DE FINITION			4	3.5x35	
	WASHER FOR STORM PROTECTION - DICHTSCHEIBE FÜR STURMLEISTE - - RONDELLE POUR LAME ANTI-TEMPETE			8		
	NUT FOR STORM PROTECTION - SCHRAUBENMUTTER FÜR STURMLEISTE - ÉCROU POUR LAME ANTI-TEMPETE			8		
	BOLT FOR STORM PROTECTION - BOLZEN FÜR STURMLEISTE - - VIS POUR LAME ANTI-TEMPETE			8		
	SCREW FOR DOOR JAMB - SCHRAUBE FÜR TÜRRAHMEN - - VIS DE FIXATION POUR MONTANT DE PORTE			4	5x90	
	SCREW FOR DOORSTEP - SCHRAUBEN FÜR SWELLE - - VIS DE FIXATION DU SEUIL DE PORTE			3	4.5x65	
	MALE BOLT HINGE FOR DOOR - TÜRRIEGEL - - PARTIE MALE DE CHARNIERE DE PORTE			6		
	SET OF DOOR LOCK COVERS - SCHLOSSBLENDEN - - SET DE GARNITURES DE SERRURE DE PORTE			1		
	DOOR HANDLE FITTINGS-TÜRGRIF - - GARNITURE DE POIGNÉE DE PORTE			1		
	CYLINDER -ZYLINDERSCHLOSS - CYLINDRE DE SERRURE			1		

Pos	13.05.2013	Piecelist - Stücklist - Liste des composants	8/8	Q.	P. (mm)	L. (mm)
		SCREW FOR FILLET - SCHRAUBE ZUR BEFESTIGUNG TÜRLEISTE - - VIS D'ASSEMBLAGE DU CADRE DE PORTE		5	3x30	
		WINDOW HANDLE FITTINGS-FENSTERGRIFF - POIGNÉE D'OUVERTURE DE FENETRE		2		
		BOLT FOR WINDOW HANDLE FITTINGS - BOLZEN FÜR FENSTERGRIFF BESCHLAG - BOULON POUR POIGNÉE D'OUVERTURE DE FENETRE		4		
		SCREW FOR GEORGIAN BARS - SCHRAUBE FÜR SPROSSEN - - VIS DE BARRES GEORGIENNE		36	2.5x20	
		WINDOW - FENSTER - FENETRE 1290x990	TAK.1.106.SSV.b	2		
						
		DOOR - TÜR - PORTE 1494x1957	TUK.2.056.SVV.MMb	1		
		