

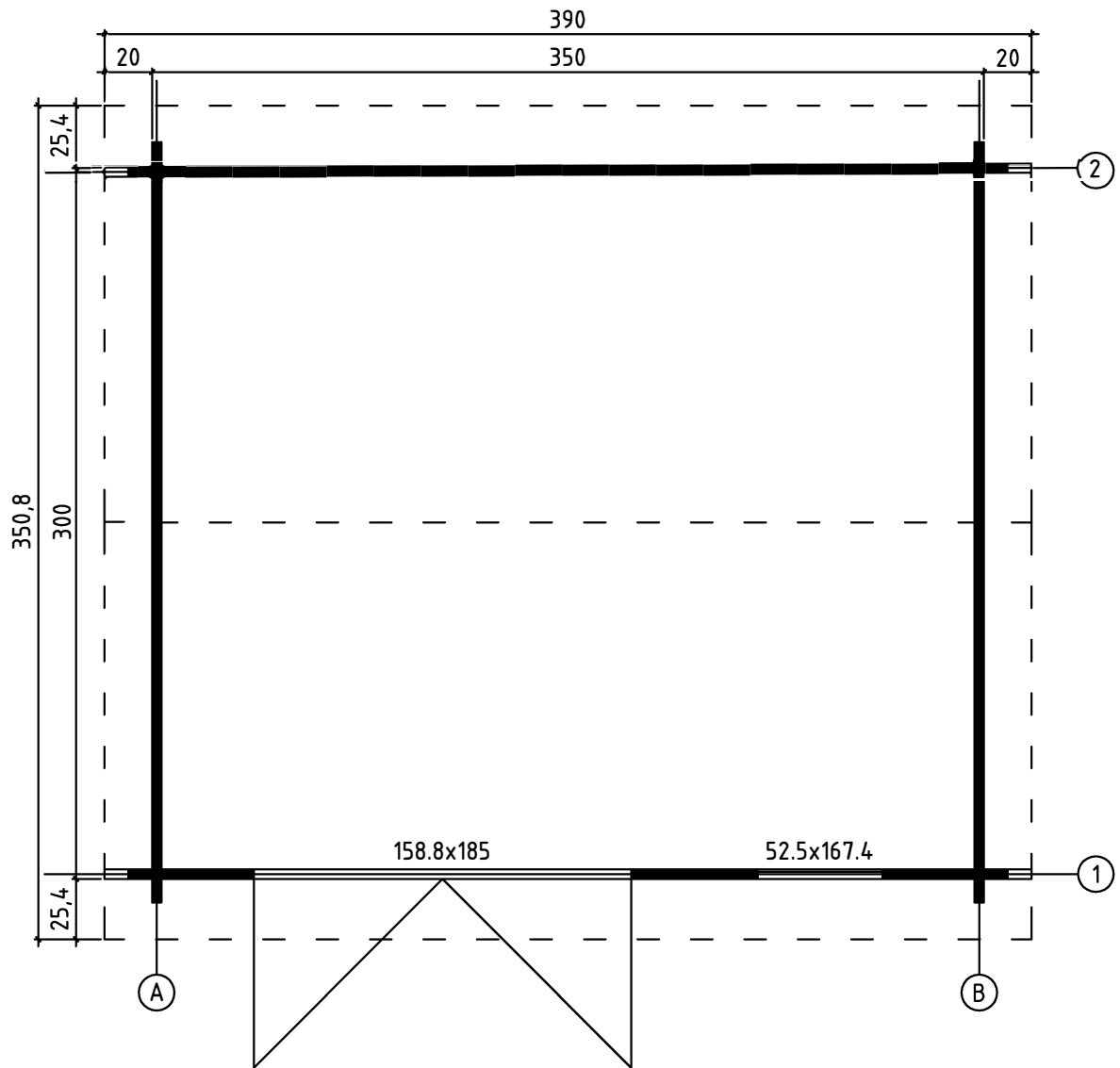
Ernst

1/7

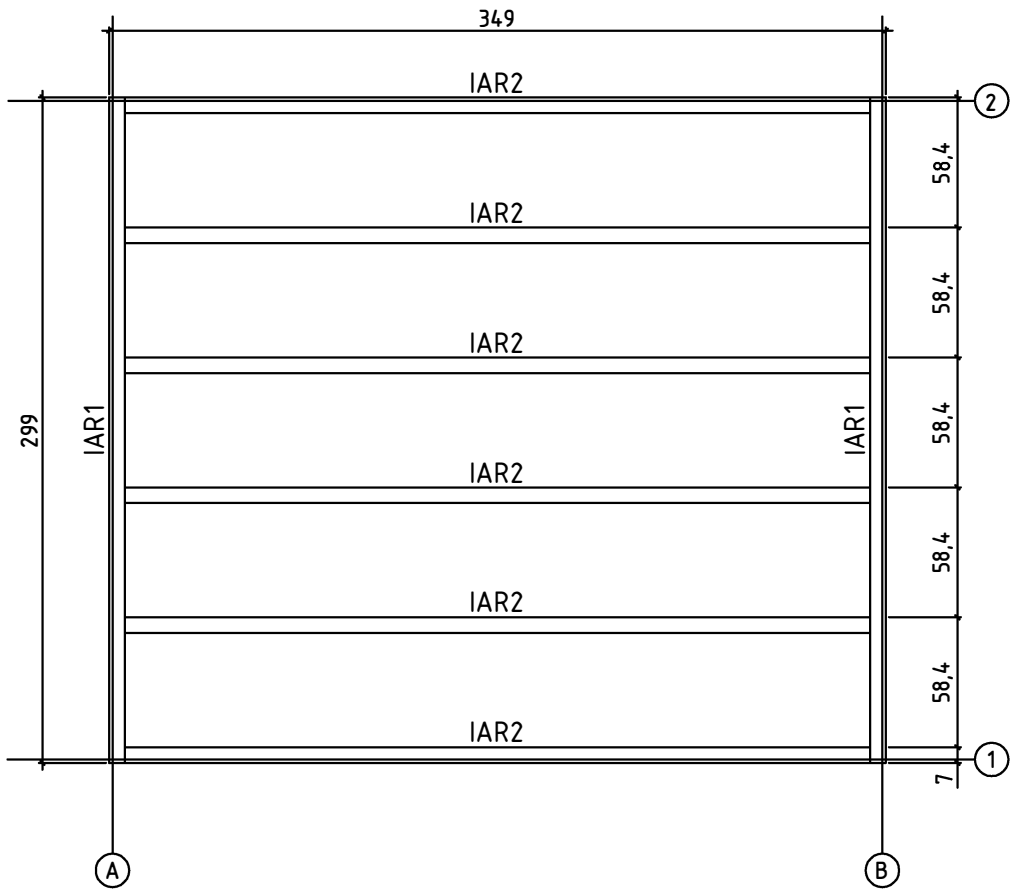


14.04.2016

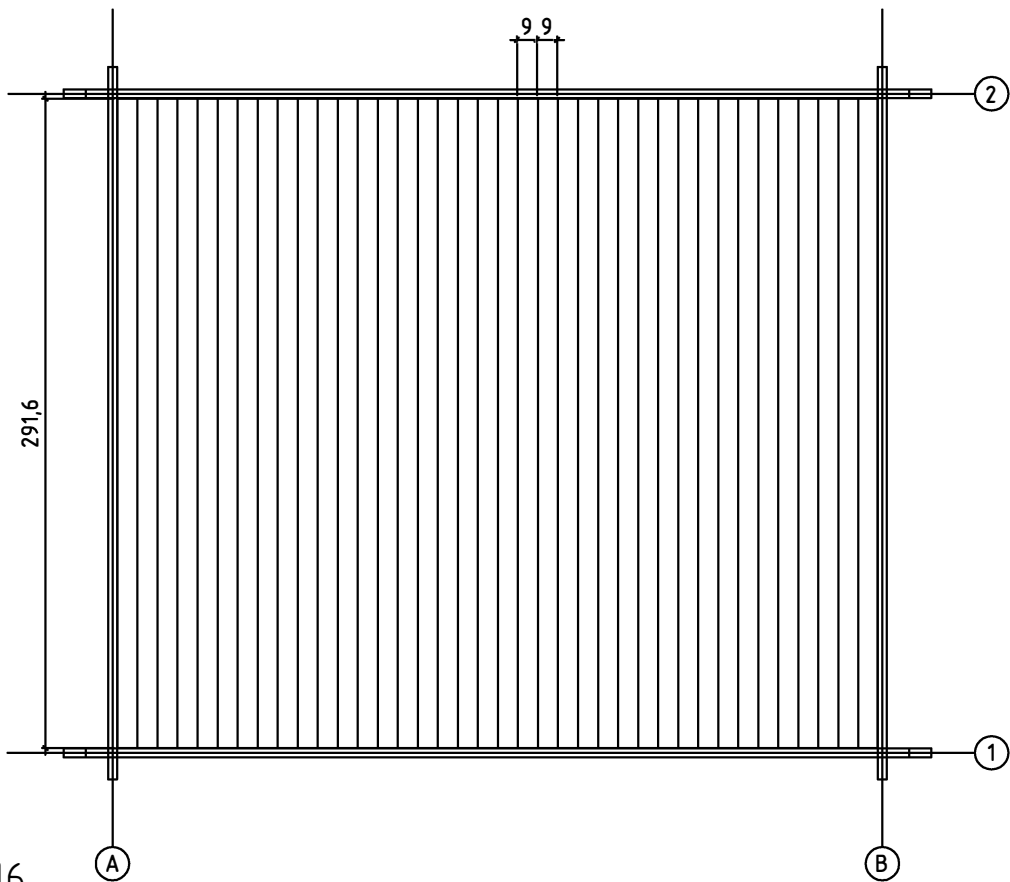
GROUNDPLAN - GRUNDPLAN - PLAN DE MASSE

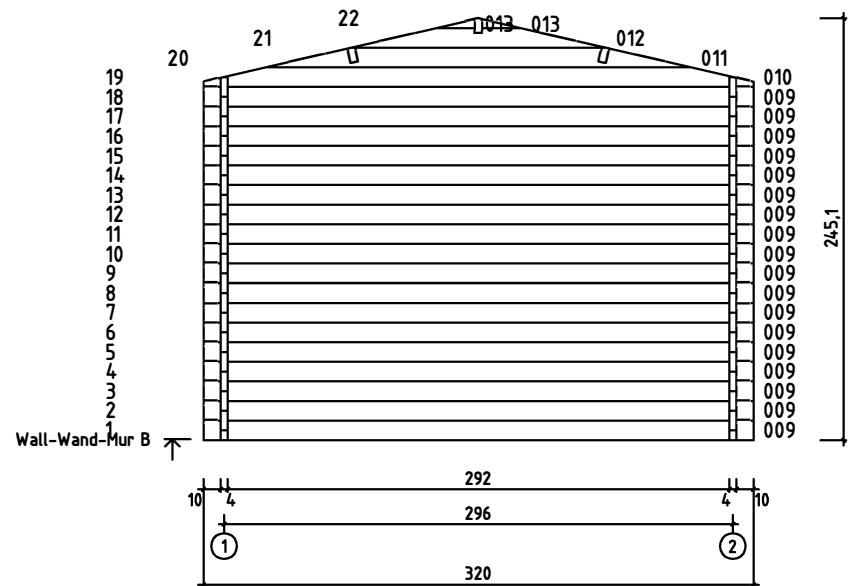
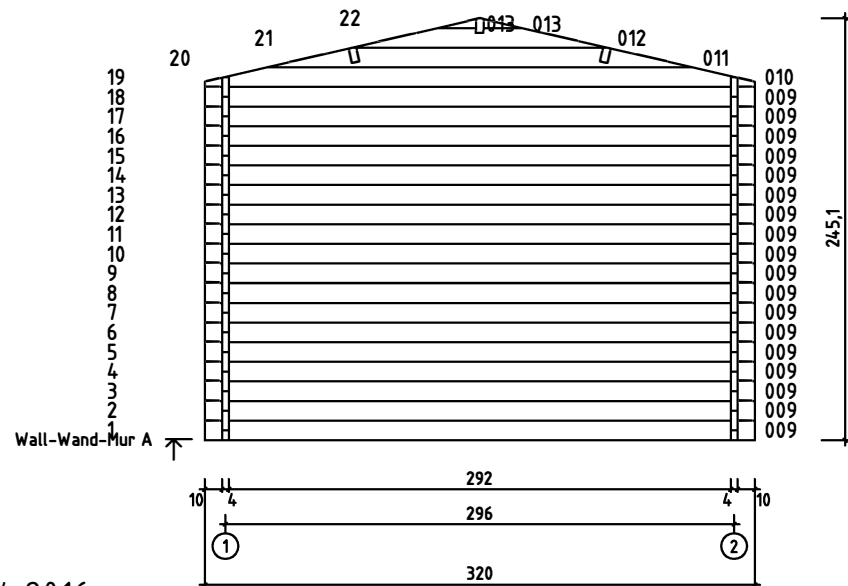

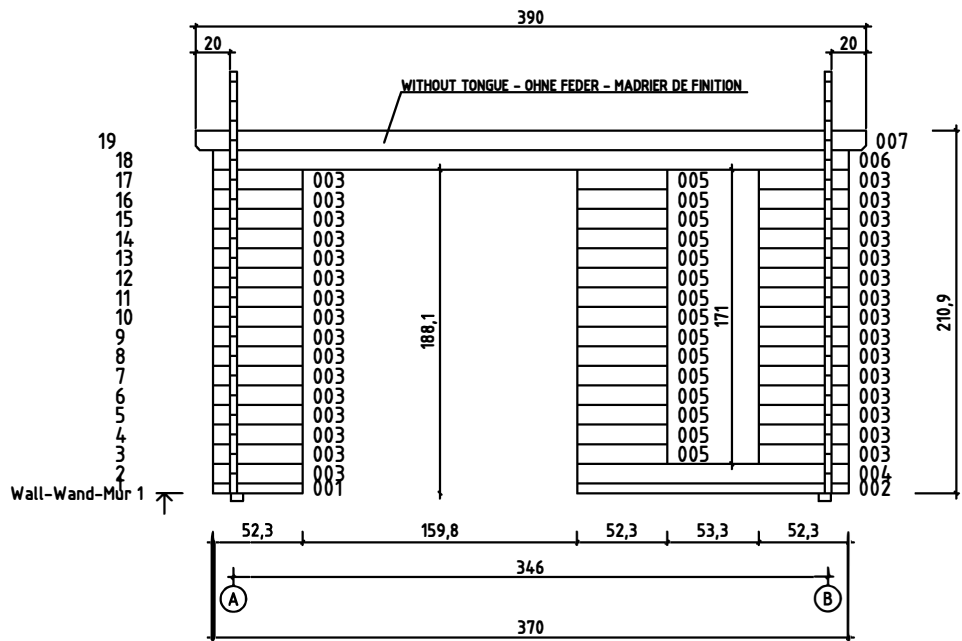


FOUNDATION - FUNDAMENT - FONDATION


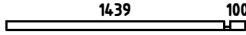

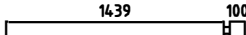

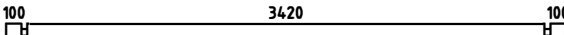
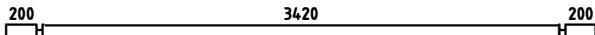
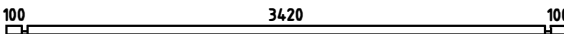
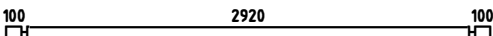



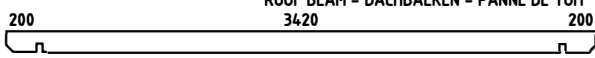
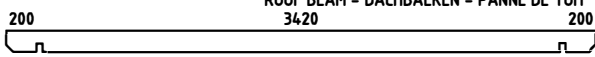




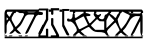



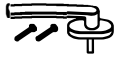















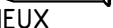





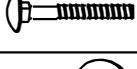

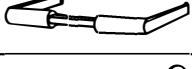

FLOOR BOARDS - FUSSBODENBRETTER - PLAN POSE PLANCHER

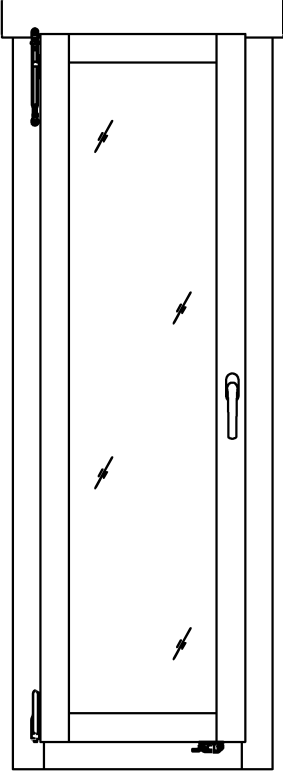
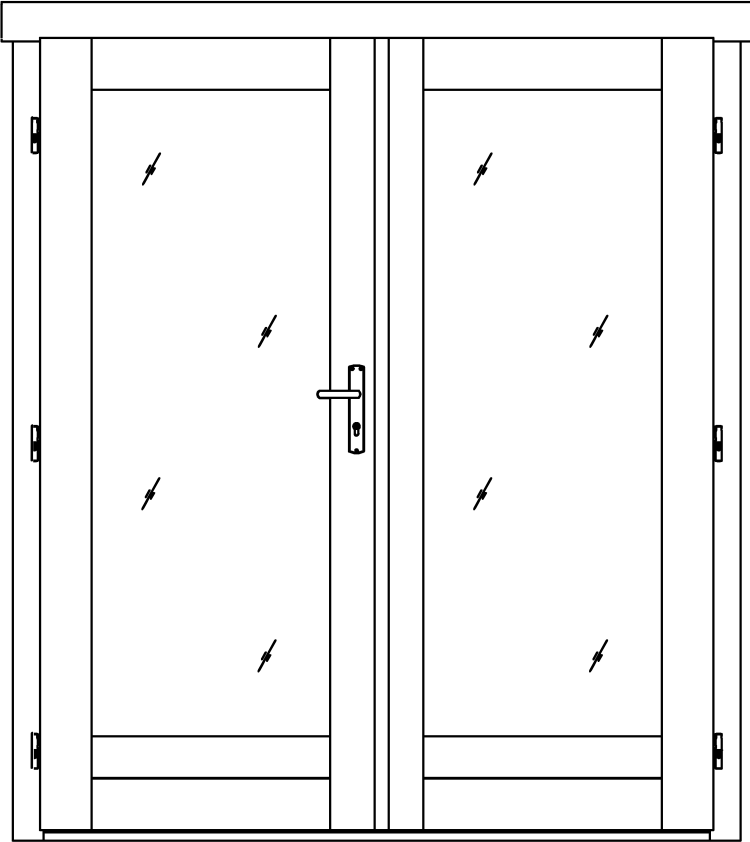




14.04.2016

Pos	14.04.2016	Piecelist - Stücklist - Liste des composants	5/7	Q.	P. (mm)	L. (mm)
001				1	40x57	523
002				1	40x57	1579
003				31	40x114	523
004				1	40x114	1579
005				15	40x114	523
006				18	40x114	3700
007				2	40x120	3900
008				1	40x57	3700
009				36	40x114	3200
WA-1 WB-1				1 1		
IAR2		FOUNDATION - FUNDAMENT - FONDATION		6	70x45	3350
IAR1		FOUNDATION - FUNDAMENT - FONDATION		2	70x45	2990
PR1		ROOF BEAM - DACHBALKEN - PANNE DE TOIT		1	44x140	3900
A-PR1		ROOF BEAM - DACHBALKEN - PANNE DE TOIT		2	44x140	3900
	FLOOR BOARDS - FUSSBODENBRETT - LAME DE PLANCHER			38	90x18	2916
	ROOF BOARDS - DACHBRETT - VOLIGES			88	90x18	1800
	FLOOR FILLET-FUSSBODENLEISTE - CORNIERE DE FINITION DU PLANCHER				18x18	12.66
	ROOFING FELT FILLET - DACHPAPPENLEISTE - - BAGUETTE DE FIXATION DU FEUTRE BITUMEUX			4	18x58	1850
TB-1	EAVES BOARD - TRAUFBRETT - BANDEAU DE TOIT			2	18x90	3900
DRV-1	ROOF EDGE REINFORCEMENT - DACHRANDVERSTÄRKUNG - - CORNIERE DE RENFORT DE BORD DE TOIT			2	28x34	3900
KFS-1	STORM PROTECTION - STURMLEISTE - - LATTE ANTI-TEMPETE			4	22x45	2050
	GABLE MOULDING - GIEBELLEISTE - - PLANCHE DE RIVE			4	18x120	1850
FS2	WINDOW HANDLE FITTINGS-FENSTERGRIFF - POIGNÉE D'OUVERTURE DE FENETRE			1	FG10.AL	
NF2	ZN NAIL FOR FLOOR FILLET - ZN NÄGEL FÜR FUSSBODENLEISTE - - POINTE POUR CORNIERE DE FINITION DU PLANCHER			25	1.4x40	

Pos	14.04.2016	Piecelist - Stücklist - Liste des composants	6/7	Q.	P. (mm)	L. (mm)
HS8	SCREW FOR GABLE SEGMENT - SCHRAUBEN FÜR DECKBLATT - - VIS POUR FIXATION LOSANGE DE FINITION		4	3.5x35		
HS18	SCREW FOR ROOF BEAMS - SCHRAUBEN FÜR DACHBALKEN - - VIS POUR PANNE DE TOIT		10	5x120		
HS16	SCREW FOR 1. WALL BEAM - SCHRAUBE FÜR 1. BOHLENREIHE - - VIS DE FIXATION DES FONDATIONS		6	5x90		
HS16	SCREW FOR DOOR JAMB - SCHRAUBE FÜR TÜRRAHMEN - - VIS DE FIXATION POUR MONTANT DE PORTE		4	5x90		
HS4	SCREW FOR FILLET - SCHRAUBE ZUR BEFESTIGUNG TÜRLEISTE - - VIS D'ASSEMBLAGE DU CADRE DE PORTE		5	3x30		
HS12	SCREW FOR EAVES BOARDS - SCHRAUBEN FÜR TRAUFBRETTER - - VIS DE FIXATION POUR BANDEAU DE TOIT		18	4x40		
HS18	SCREW FOR FUNDAMENT - SCHRAUBEN ZUR BEFESTIGUNG FUNDAMENT - - VIS POUR FONDATION		12	5x120		
TL5	SET OF DOOR LOCK COVERS - SCHLOSSBLENDEN - - SET DE GARNITURES DE SERRURE DE PORTE		1			
SH40	HAMMER BLOCK - SCHLAGHOLZ - CALLE DE FRAPPE 40mm		1			
HS25	SCREW FOR DOORSTEP - SCHRAUBEN FÜR SWELLE - - VIS DE FIXATION DU SEUIL DE PORTE		3	4.5x65		
NF4	ZN NAIL FOR ROOF - ZN NÄGEL FÜR DACHBRETTER - - POINTE POUR TOIT		278	2x50		
NF4	ZN NAIL FOR FLOOR - ZN NÄGEL FÜR FUSSBODENBRETTER - - CLOUS POUR PLANCHER		234	2x50		
NF5	ZN NAIL FOR ROOFING FELT FILLET - ZN NÄGEL FÜR DACHPAPPENLEISTE - POINTE POUR BAGUETTE FIXATION FEUTRE BITUMEUX		20	2x40		
	MALE BOLT HINGE FOR DOOR - TÜRRIEGEL - - PARTIE MALE DE CHARNIERE DE PORTE		6	14/80		
HS9	SCREW FOR GABLE MOULDING - SCHRAUBEN FÜR GIEBELLEISTE - - VIS DE FIXATION POUR PLANCHE DE RIVE		24	3.5x50		
HS12	SCREW FOR ROOF EDGE REINFORCEMENT - SCHRAUBEN FÜR DACHRANDVERSTÄRKUNG - VIS POUR RENFORT DE BORD DE TOIT		18	4x40		
GS	GABLE SEGMENT-DECKBLATT - LOSANGE DE FINITION		2			
SFS	NUT FOR STORM PROTECTION - SCHRAUBENMUTTER FÜR STURMLEISTE - ÉCROU POUR LAME ANTI-TEMPETE		8	D6		
BFS	BOLT FOR STORM PROTECTION - BOLZEN FÜR STURMLEISTE - - VIS POUR LAME ANTI-TEMPETE		8	6x70		
DFS	WASHER FOR STORM PROTECTION - DICHTSCHEIBE FÜR STURMLEISTE - - RONDELLE POUR LAME ANTI-TEMPETE		8	D6		
TL4	DOOR HANDLE FITTINGS-TÜRGRIF - - GARNITURE DE POIGNÉE DE PORTE		1			
	CYLINDER - ZYLINDERSCHLOSS - CYLINDRE DE SERRURE		1	30/35		

Pos	14.04.2016 Piecelist - Stücklist - Liste des composants	7/7	Q.	P. (mm)	L. (mm)
	<p data-bbox="220 197 774 226">WINDOW - FENSTER - FENETRE 525x1674 DGP+</p> <p data-bbox="1018 197 1189 226">AK.1.100.PSV.g</p> 	1			
	<p data-bbox="231 1135 678 1164">DOOR - TÜR - PORTE 1588x1850 DGP+</p> <p data-bbox="970 1135 1189 1164">TUK.1.100.PVV.MMa</p> 	1			